

IZA500DFC Technical Datasheet

Driver Face Capture (DFC) System



Key Features and Benefits

- ✓ Designed for Access Control and Security
- ✓ Captures detailed vehicle interior views
- ✓ Overcomes window reflective glare by day, and darkness at night
- ✓ ONVIF video recordable by any VMS
- ✓ Integrated with Inex LPR systems
- ✓ Integrated with IZCloud
- ✓ NDAA Section 889 compliant



RoadView



NVIDIA



RoHS

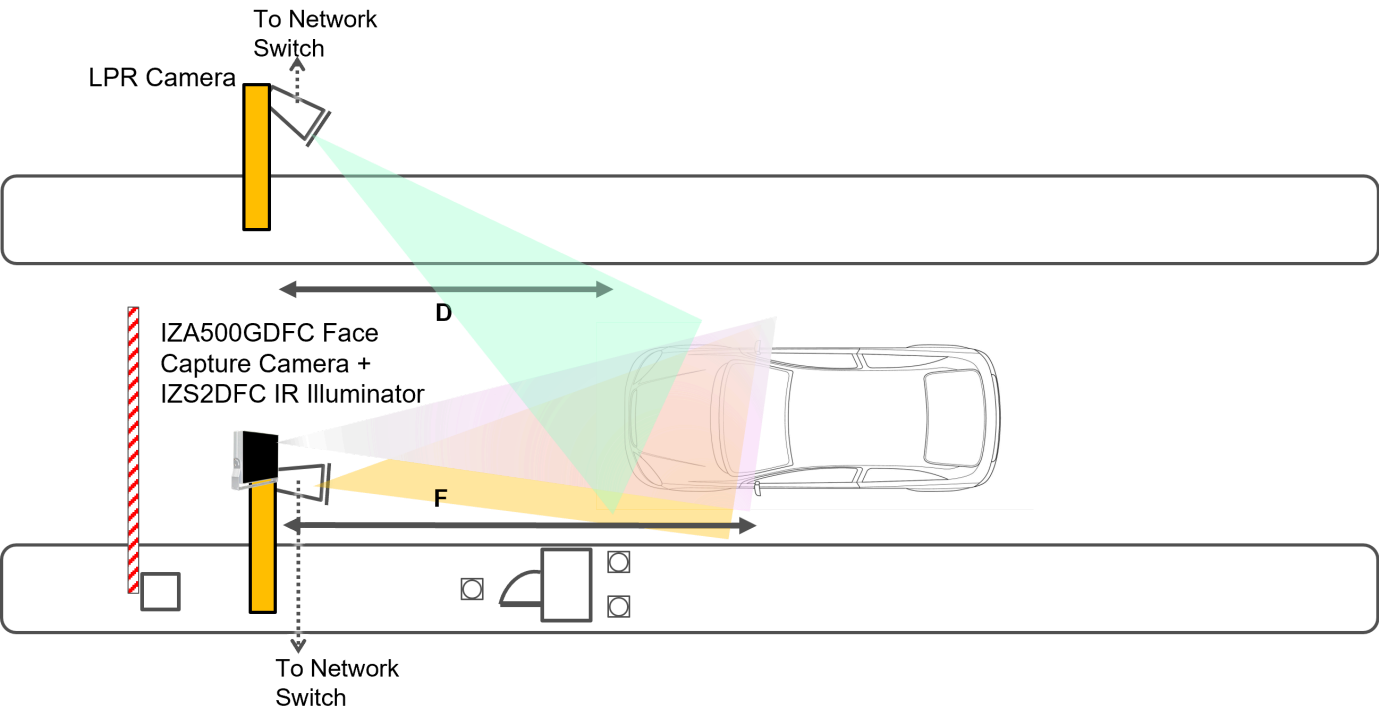


IZA500DFC System Specifications

Item	Specification
Face Camera Capture Distance (F)	10-26 ft (3-8 m)
LPR Camera Capture Distance (D)	8-24 ft (2-7 m)
Installation Height	5 ft (1.5 m)
Vehicle Speed	Up to 30 mph (48 km/h)
Video Output	ONVIF compatible

Note: Dark coated glass decreases system performance

Typical Lane Design



D: LPR Capture Distance: 8-24 ft

F: Face Capture Distance: 10-26 ft

IZA500GDFC Camera System Specifications

Item		Specification
Field of View (FOV)		12 ft (H) x 8 ft (V) (3.7 x 2.4 m)
LPR Illumination	Number of LEDs	15 high power LEDs
	Wavelength	Deep Red (DR)
	Beam Angle	40°x16°
LPR Camera	Shutter Type	Global
	Sensor	Sony IMX265
	Resolution	2 MP - 1920 (H) x 1080 (V)
	Lens	6-22 mm; Motorized Zoom and Auto-focus
	Video Compression	MJPEG, H.264, H.265
	Video Streaming	RTSP Protocol
OV Camera	Shutter Type	Rolling
	Sensor	Sony IMX290
	Resolution	2 MP - 1920 (H) x 1080 (V)
	Lens	5-50 mm; Motorized Zoom and Auto-focus
	Video Compression	MJPEG, H.264, H.265
	Video Streaming	RTSP Protocol
AI Processor	GPU	NVIDIA Maxwell architecture with 128 CUDA® cores
	CPU	Quad-core ARM Cortex-A57 MPCore processor
	RAM	4 GB 64-bit LPDDR4, 1600MHz 25.6 GB/s
	System Storage	MicroSD, 64 GB
	Data Storage	eMMC, 12 GB
	RTC Battery	Maintains real-time clock date and time for 4-6 hours
		Rechargeable; Full charge-up time: 12 hours

Item		Specification
Environmental	Ingress Protection	IP67
	Operating Temperature	-22°F to 140°F (-30°C to 60°C)
	Storage Temperature	-22°F to 158°F (-30°C to 70°C)
	Humidity	0% - 90% RH, non-condensing
Certifications	EMC	FCC Part 15, subpart B; CE
	Interoperability	ONVIF compliant, Profile S
	RoHS	RoHS
	Impact Protection	IK10-rated casting (Vandal-proof)
	Eye Safety	IEC62471 Group 1
	NDAA	NDAA Section 889 compliant
Physical	Dimensions	(W x H x D) 6.7" x 4.7" x 17.7" (171 x 119 x 451 mm)
	Weight	9.0 lbs (4.1 kg)
	Color	White
Interface	Ethernet	GigE Ethernet (10/100/1000M)
	Cables	LAN - 6.6 (2 m) cable included with camera, terminated with a male RJ-45 connector; can be extended with: CAT 6, shielded Ethernet cable, 4 pairs, 22 AWG, max. length 328 ft (100 m), OD 5.5-7.9 mm
		Power/Signals (PAS) - 6.6 (2 m) cable included with camera; can be extended with: 22 AWG, OD 3.0-7.3 mm <ul style="list-style-type: none"> 3-wire power cable, shielded with a polyethylene jacket; ends terminated with metal rings Digital input (trigger) signal wires and strobe output connections (see next items)
	Digital Inputs (Trigger)	<ul style="list-style-type: none"> Trigger Dry: White (+), Green (-) Trigger Wet: Green (+5-12 V), Blue (GND)
	Strobe Output	<ul style="list-style-type: none"> Strobe Output: Orange (+), Brown (-)

Item		Specification
Power	Input Voltage	24 VDC +/- 10%, Class 2 Low-Voltage
	Power Consumption	25 W
Accessories Included		Sunshade

IZS2DFC Illuminator Specifications

Item		Specification
LED Illumination	Type	High power LEDs
	Flash Activation	Activated by strobe input (3.3 - 24 VDC, opto-isolated)
	Wavelength	Deep Red (DR)
	Number of LEDs	60
	Beam Angle (HxV), degrees	H10xV10
Environmental	Ingress Protection	IP66
	Operating Temperature	-13°F to 140°F (-25°C to 60°C)
	Humidity	0% to 90% RH
Certifications	EMC	FCC Part 15, subpart B; CE
	RoHS	RoHS
	Eye Safety	IEC62471: <ul style="list-style-type: none"> DR wavelength model: Group 1
	NDAA	NDAA Section 889 compliant
Physical	Dimensions (W x H x D)*	11.7 x 10.7 x 3.6 in (296 x 271 x 91 mm)
	Unit Weight*	6.8 lbs (3.1 kg)
	Material	Anodized Aluminum
	Color	Silver

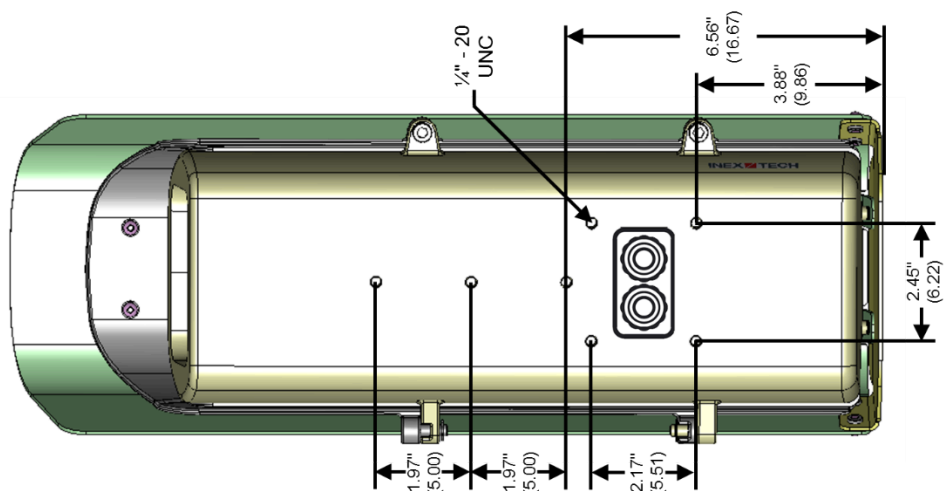
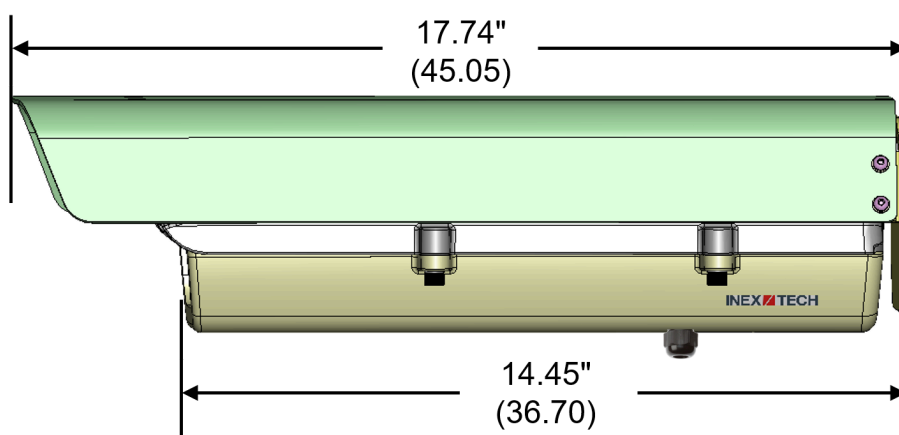
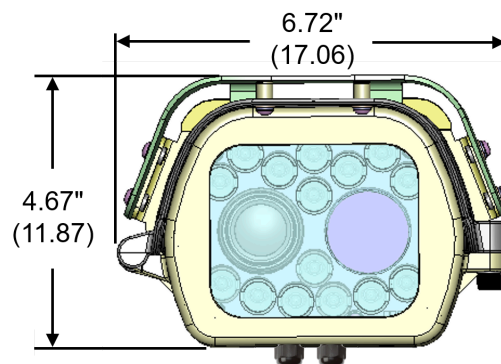
Item		Specification
Interface	Configuration Communication Protocol	RS485
	Connectors	Power - 2-pin male connector
		Signals - 6-pin male connector
	Strobe Input	3.3 - 24VDC, opto-isolated
Power	Input Voltage	24 VDC
	Power Consumption (measured with 0.5 ms pulse width; 24 VDC input)	<ul style="list-style-type: none"> • 50W at 60 Hz • 25W at 30 Hz
Accessories Included		2-axis outer pan/tilt adjustment bracket
		Power cable, 15 ft (4.6 m)
		Signals cable, 15 ft (4.6 m)

* Including outer pan/tilt adjustment bracket

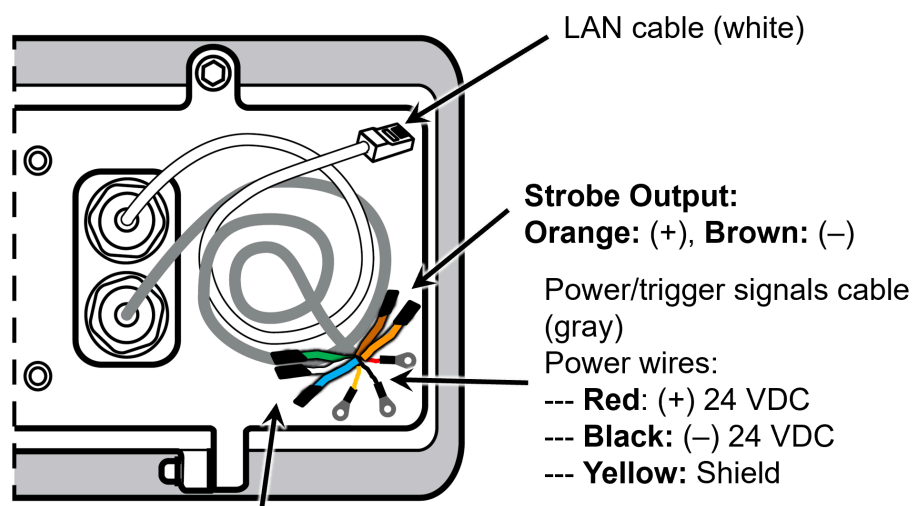
Ordering Information

Product	Available Part Numbers	Product Description
IZA500DFC-1L	IZA500DFC-1L	<p>All-in-one AI Driver Face Capture (DFC) camera kit for single-lane use. Includes:</p> <ul style="list-style-type: none">• IZA500GDFC Camera System: AI-enabled camera for precise driver face capture• IZS2DFC Strobe Illuminator: Windshield-penetrating illumination for vehicle interiors• Mounting Hardware (x2): Dual sets for camera and illuminator installation• Power Supply: A power source for the camera and illuminator
IZCLOUD-DFC-1S or IZCLOUD-DFC-1C	IZCLOUD-DFC-1S or IZCLOUD-DFC-1C	<p>IZCloud SaaS Subscription; select one of these options:</p> <ul style="list-style-type: none">• IZCLOUD-DFC-1S: 1 year IZCloud Driver Face Capture (DFC) Video License, provided as SaaS; Free 14-day history in cloud storage; Pricing based on number of parking spaces• IZCLOUD-DFC-1C: 1 year IZCloud Driver Face Capture (DFC) Video License, provided as SaaS; Free 7-day history in cloud storage; Pricing based on number of video channels

IZA500GDFC Dimensions (inches/cm)



IZA500GDFC LAN and Power/Signals Cable Details

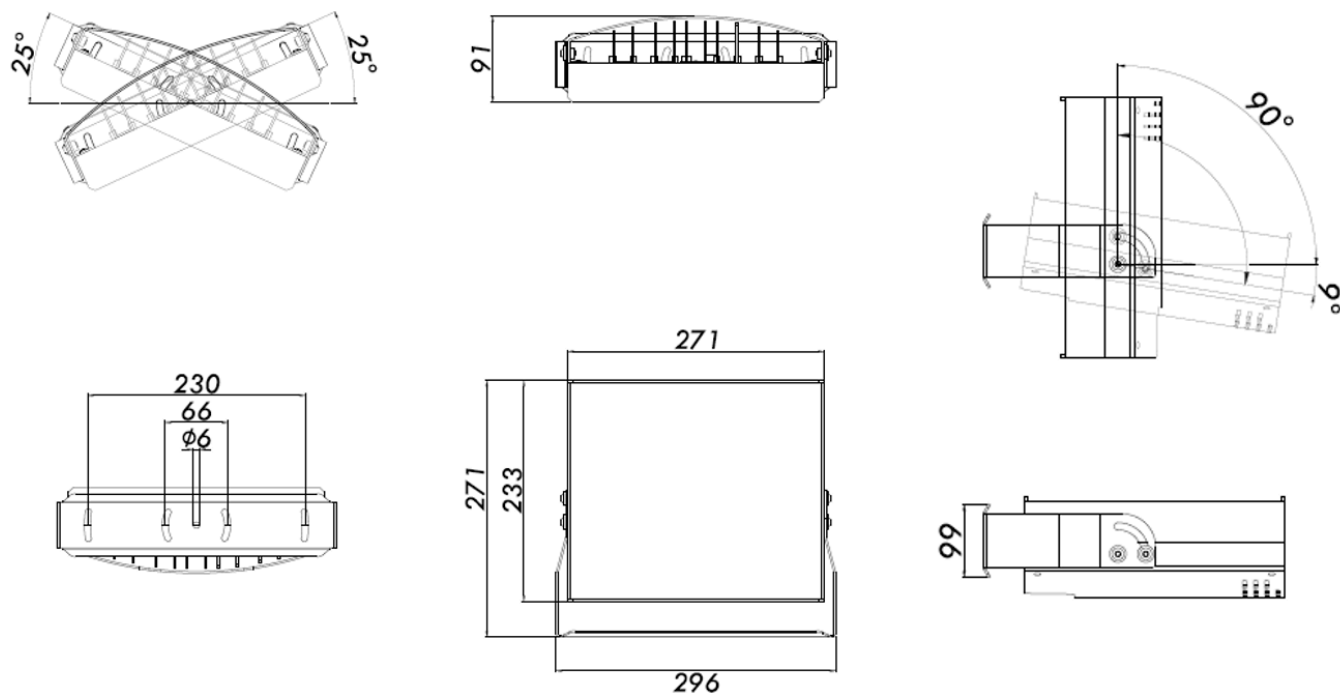


Camera trigger wires (shipped with insulated ends)

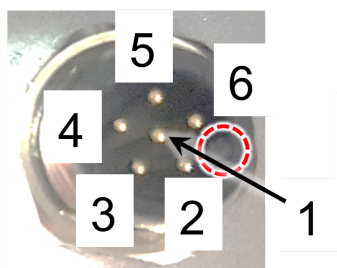
--- **Trigger Dry:** White (+), Green (-)

--- **Trigger Wet:** Green (+5-12 V), Blue (GND)


IZS2DFC Dimensions (mm)




IZS2DFC Connector Pinouts




Connector notches indicated by



Pin1 : RED : 24 VDC input
Pin2 : BLACK : Power GND



Pin1 : Yellow : RS485 (+) Input
Pin2 : Black : RS485 (-) Input
Pin3 : Blue : Strobe Input GND
Pin4 : Pink : Unused
Pin5 : Green : Unused
Pin6 : White : Strobe Input (+)



Inex Technologies, LLC
155 Willowbrook Blvd., Suite 130
Wayne, NJ 07470, USA
+1-865-671-1400
www.inextechnologies.com
Sales@inextechnologies.com
Support@inextechnologies.com

© Inex Technologies, LLC - All rights reserved. Specifications are subject to change without notice. All third-party trademarks are the property of their respective owners.

Doc. No. IZA500DFC-TDSHEET Ver. 2025-07-17

This page was built using the Antora default UI.

The source code for this UI is licensed under the terms of the MPL-2.0 license.